GKS 941/GKS 064/GKS 986

Solderable Test Probes

Grid:
≥ 1,91 mm
≥ 75 Mil
Installation height without KS: 17,4 mm (.685)
Recommended stroke: 3,2 mm (.126)

GKS 941

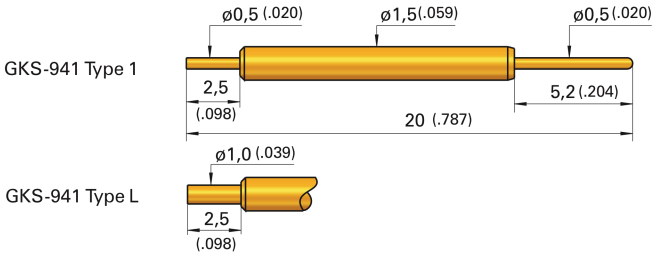

Available tip styles

Material		Tip style		Plating	Further versions ∅	Further versions ∅ (inch)
3	01		∅ 0,50 (.020)	R		
3	05		∅ 0,50 (.020)	A		

GKS 064

Grid:
≥ 2,54 mm
≥ 100 Mil
Installation height without KS: 12,3 mm (.484)
Recommended stroke: 1,4 mm (.055)

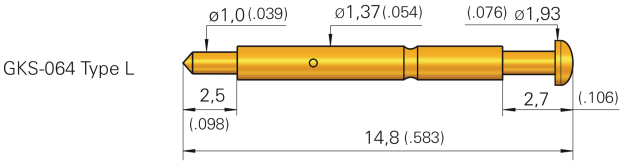

Available tip styles

Material		Tip style		Plating	Further versions ∅	Further versions ∅ (inch)
3	05		∅ 1,93 (.076)	A		

GKS 986

Grid:
≥ 2,54 mm
≥ 100 Mil
Installation height without KS: 19,0 mm (.748)
Recommended stroke: 3,0 mm (.118)

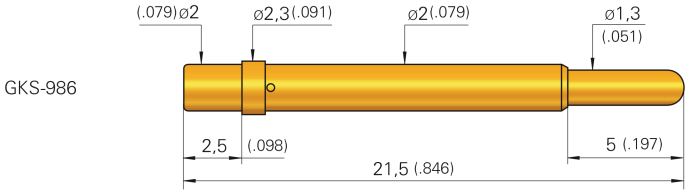

Available tip styles

Material		Tip style		Plating	Further versions ∅	Further versions ∅ (inch)
1	05		∅ 1,30 (.051)	A		

Mechanical data	GKS 941	GKS 064	GKS 986
Working stroke:	3,2 mm (.126)	1,4 mm (.055)	3,0 mm (.118)
Maximum stroke:	4,0 mm (.157)	1,7 mm (.067)	5,0 mm (.197)
Spring force at work. stroke:	0,8 N (2.9oz)*	0,4 N (1.4oz)	1,0 N (3.6oz)*
Alternative:	1,7 N (6.1oz); 3,5 N (12.6oz)	0,2 N (0.7oz); 0,6 N (2.2oz)	

Electrical data	GKS 941	GKS 064	GKS 986
Current rating:	5 - 8 A	5 - 8 A	5 - 8 A
R_i typical:	<100 mΩ	<100 mΩ	<100 mΩ

Materials	GKS 941	GKS 064	GKS 986
Plunger:	BeCu, gold- or rhodium-plated	see GKS 941	Brass, gold-plated
Barrel:	Brass, gold-plated	see GKS 941	Brass, gold-plated
Spring:	Steel, gold-plated	see GKS 941	Steel, gold-plated
	*0,8 N, stainless steel, gold-plated		*0,8 N, stainless steel, gold-plated

Other solderable test probes:
see GKS-913, others also available.

Warning:
Probes should be soldered with great care. Ensure the inside of the barrel is not exposed to high temperatures, because this could destroy the spring.

Operating temperature

Standard:	-40° up to +80° C
***with 0,8 N + 1,0 N-spring:**	-100°up to +200° C

Ordering example

	Series	Tip material 1 = Brass 3 = BeCu	Tip style	Tip diameter (1/100 mm)	Plating A = Gold R = Rhodium	Spring force (dN)	Collar height (mm)	Type "1" resp. "L"
Test probe with terminal post Ø 0,5 or 1,0 mm:	GKS	3	941	01	050	R	08	00	1 or L
Test probe with terminal post Ø 1,0 mm:	GKS	3	064	05	193	A	04	00	L
Test probe:	GKS	1	986	05	130	A	10	01	