

GKS 100

ICT-/FCT Test Probe

Grid:

≥ 2,54 mm


≥ 100 Mil

Installation height with KS: 10,5 - 25,5 mm (.413 - 1.004) / variable

Recommended stroke: 4,3 mm (.169)

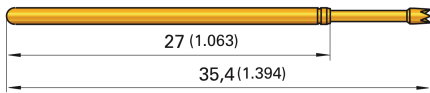
Mounting and functional dimensions

GKS-100



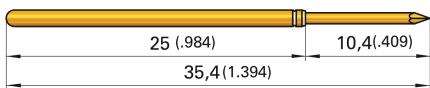
GKS-100 ... LH

(Long version with longer barrel.)

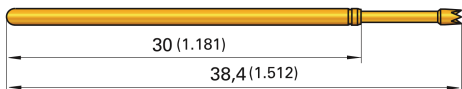


GKS-100 ... LP

(Long version with longer plunger. See "available tip styles".)



GKS-100 ... E



Collar height and installation height

To adjust the installations height, use receptacles (KS) either with collar or with press-ring (see Usage Examples on page 29).

Wire-wrap	Solder Cap	GKS-100	GKS-100 ... LH/LP	GKS-100 ... E
KS-100 47 05	KS-100 30 05	10,5 (.413)	12,5 (.492)	15,5 (.610)
KS-100 47 25	KS-100 30 25	13,0 (.512)	15,0 (.591)	18,0 (.709)
KS-100 47 40	KS-100 30 40	14,5 (.571)	16,5 (.650)	19,5 (.768)
KS-100 47	KS-100 30	16,0 (.630)	18,0 (.709)	21,0 (.827)
KS-100 47 G	KS-100 30 G KS-100 44 G ****	16,0 (.630)/var.	18,0 (.709)/var.	21,0 (.827)/var.
KS-100 47 G12	KS-100 30 G12	20,5 (.807)/var.	22,5 (.886)/var.	25,5 (.1004)/var.

**** KS (receptacle) with round post to solder

Mechanical data

Working stroke: 4,3 mm (.169)
Maximum stroke: 6,35 mm (.250)
Spring force at work. stroke: 2,0 N (7.2oz)
Alternative: 0,6 N (2.2oz); 1,0 N (3.6oz);
 1,5 N (5.4oz); 2,25 N (8.1oz);
 3,0 N (10.8oz); 4,0 N (14.4oz)

Electrical data

Current rating: 5 - 8 A
R_i typical: < 20 mΩ (** < 100 mΩ)

Operating temperature

Standard: -40° up to +80° C
*****with special designation "C":**
 -100° up to +200°C (1,5 N; 2,0 N; 3,0 N)
 C-versions only available for GKS-100 with
 total length 33,4 mm (1.315).

Materials

Plunger: BeCu or steel, gold-plated
Barrel: Nickel-silver or Bronze, gold-plated
Spring: Steel, gold-plated
 or stainless steel*** (C)
Receptacle: Nickel-silver or brass,
 gold-plated

Mounting hole size

For KS-100...G when pressing the press-ring
 into the mounting hole:
in CEM1: ∅ 1,71 - 1,73 mm (.0673 - .0681)
in FR4: ∅ 1,70 - 1,72 mm (.0669 - .0677)

For KS-100 with collar or press-ring as a
 collar-stop:

CEM1 and FR4: ∅ 1,67 - 1,69 mm
 (.0657 - .0665)

Available tip styles

Material	Tip style	Plating	Further versions	
			∅	∅ (inch)
0 06*		A		
0 06*		A		
2 01		A		
3 02		A	0,90	(.035)
3 03		A		
2 04		A		
2 04		A	1,50	(.059)
3 05		A	0,50 0,64 1,30	(.020) (.025) (.051)
3 06		A	1,50 2,00 2,50 3,00	(.059) (.079) (.098) (.118)
3 07		A		
3 07		A	1,70 2,50	(.067) (.098)
2 09		A		
3 13		A		
2 14		A	0,80	(.031)
2 14		A		
2 14		A	1,50	(.059)
3 14		A		
2 17		A		
3 19		A		
2 24**		A	1,50	(.059)
2 25		A	1,50	(.059)
2 31		A		
2 33		A		

* 0,9 mm or 0,5 mm longer than Standard

** higher middle tip, plus 0,4 mm

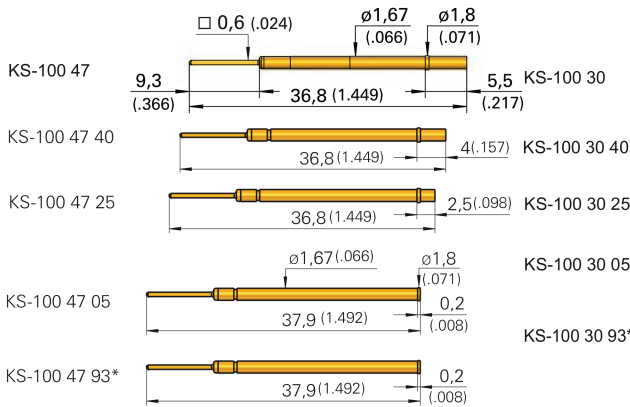
Grid:
 ≥ 2,54 mm
 ≥ 100 Mil

Installation height with KS: 10,5 - 25,5 mm (.413 - 1.004)
 Recommended stroke: 4,3 mm (.169)

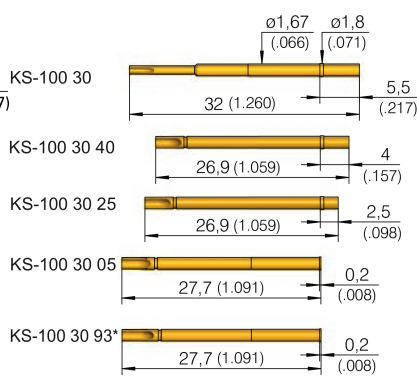
Standard GKS

Receptacles with collar

With wire-wrap posts (vacuum-sealed)

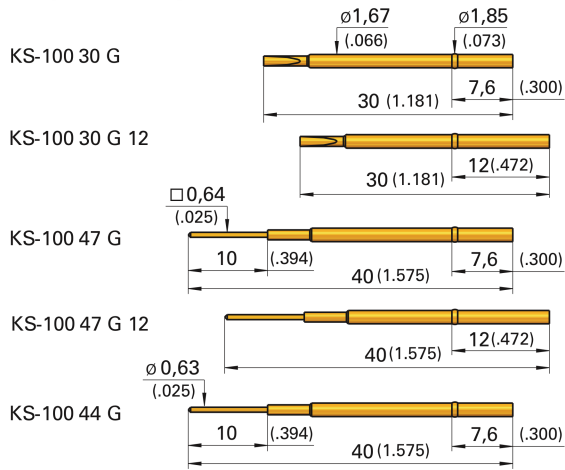


With solder connection

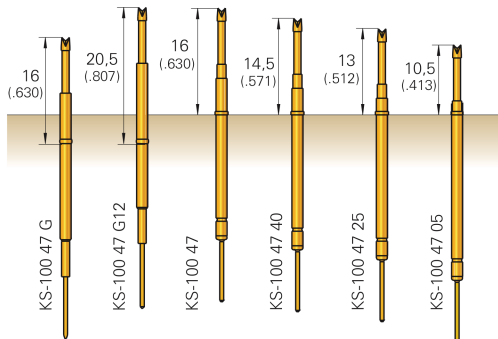


* for use with tip style 93

Receptacles with press-ring



Example with GKS-100 (Total length GKS = 33,4 (1.315))



Note to GKS-100 with tip style 93:

- Installation height with KS-100 30/47: 21,0 mm (.827)
 - Installation height with KS-100 47 93: 16,0 mm (.630)
- INGUN recommend using tip style **93** in combination with the **GKS-100 ...E** test probe series

Note:

Receptacles with square-post length 13 mm (.512) and 18 mm (.709) are ordered with the designation **-13** and **-18** respectively.
 Example: KS-100 47 G 12-13 (-18)
 KS-100 47-13 (-18)

Available tip styles

Material	Tip style	Plating	Further versions	
			∅	∅ (inch)
2 38		A	∅ 0,90 (.035)	
3 55		A	∅ 0,64 (.025)	max. stroke: 4,7 mm (.185)
2 77		A	∅ 0,90 (.035)	
2 88		A	∅ 1,50 (.059)	1,90 (.070)
2 89		A	∅ 0,50 (.020)	
2 91		A	∅ 0,90 (.035)	
2 91		A	∅ 1,30 (.051)	
2 93*		A	∅ 1,60 (.063)	
2 97		A	∅ 0,90 (.035)	
2 98		A	∅ 0,90 (.035)	

* 5 mm longer than standard tip styles

Available tip styles special version GKS-100...LP

Material	Tip style	Plating	Further versions	
			∅	∅ (inch)
3 07		A	∅ 0,90 (.035)	
2 91		A	∅ 0,90 (.035)	

Ordering example

Series	Tip material 2 = Steel 3 = BeCu	Tip style	Tip diameter (1/100 mm)	Plating A = Gold	Spring force (dN)	Collar height (mm)	Special designation ("C"; "LH"; "LP"; "E")
Test probe with total length 33,4 mm (1.315):	G K S	1 0 0	3 0 7	1 5 0	A	3 0	0 0
Test probe with total length 35,4 mm (1.394):	G K S	1 0 0	2 9 1	0 9 0	A	2 0	0 0 LP
Test probe with total length 38,4 mm (1.512):	G K S	1 0 0	3 0 6	1 3 0	A	1 5	0 0 E
Receptacles:	K S - 1 0 0 3 0 G		K S - 1 0 0 4 7 G				