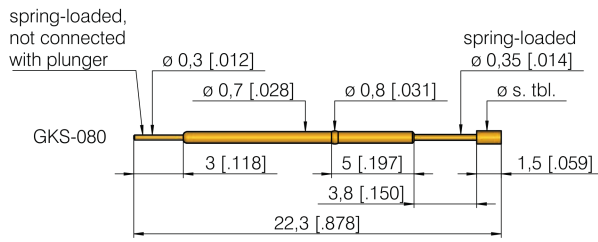


**Grid:**  
 ≥ 1,00 mm  
 ≥ 40 Mil

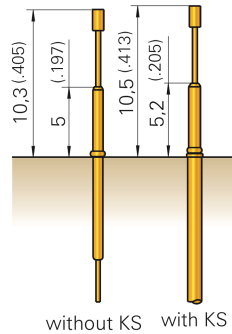
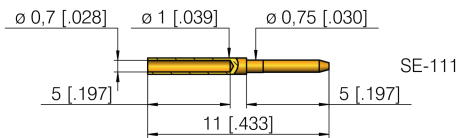
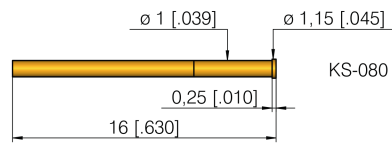
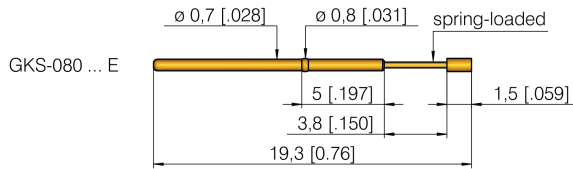
**Installation height with KS:** 10,5 mm (.413)  
**Recommended stroke:** 3,0 mm (.118)

## Mounting and functional dimensions

without receptacle



with receptacle



### Collar height and installation height

The installation height of the tip (dimension without KS) is defined by the collar height of the test probe.

Collar height: 05  
 Installation height: 10,3 mm (.405)  
 (without receptacle)

### Mechanical data

**Working stroke:** 3,0 mm (.118)  
**Maximum stroke:** 3,8 mm (.150)  
**Spring force at work. stroke:** 0,8 N (2.9oz)

### Electrical data

**Current rating:** 3 A  
**R<sub>i</sub> typical:** < 20 mΩ

### Operating temperature

**Standard:** -40° up to +80° C

### Materials

**Plunger:** BeCu, gold-plated  
**Barrel:** Brass, gold-plated  
**Spring:** Steel, gold-plated  
**Receptacle:** Brass, gold-plated

### Mounting hole size

**with receptacle:**  
 in CEM1: ∅ 0,98 - 1,00 mm (.0386 - .0394)  
 in FR4: ∅ 0,99 - 1,00 mm (.0390 - .0394)  
**without receptacle:**  
 in CEM1 and FR4: ∅ 0,70 mm (.0276)

		Available tip styles		
Material	Tip style	Plating	Further versions	
			∅	∅ (inch)
3	01	A	∅ 0,35 (.014)	
3	02	A	∅ 0,80 (.031)	
3	03	A	∅ 0,80 (.031)	
3	04	A	∅ 0,80 (.031)	0,50 (.020)
3	05	A	∅ 0,80 (.031)	
3	08	A	∅ 0,80 (.031)	

Fine Pitch

### Note:

When using receptacles choose probe version GKS-080 ... E (version without solder cup).

The receptacle can be used from grid size 1,27 mm (50 Mil) upward.

## Ordering example

