

GKS 040

ICT-/FCT Test Probe

Grid:

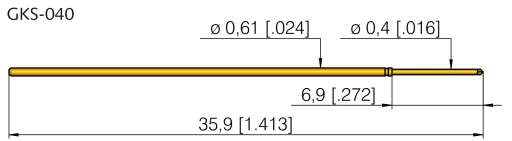
≥ 1,00 mm

≥ 40 Mil

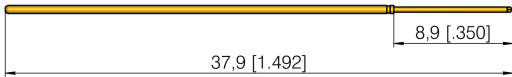
Installation height with KS: 16,0 / 18,0 mm (.630 / .709) / variable

Recommended stroke: 4,3 mm (.169)

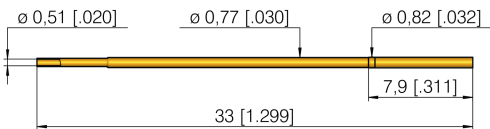
Mounting and functional dimensions



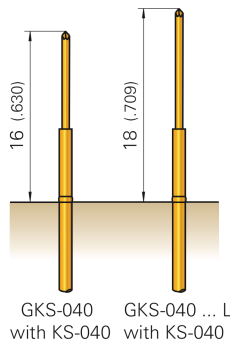
GKS-040 ... LP
(Long version with longer plunger. See "available tip styles".)



KS-040 E08



KS-040 E08 V-30



Collar height and installation height

To adjust the installation height, receptacles with a press-ring are used. The receptacles can be inserted up to the press-ring (i.e. acting as a collar-stop) or with the press-ring pressed into the mounting hole.

Mechanical data

Working stroke: 4,3 mm (.169)

Maximum stroke: 6,35 mm (.250)

Spring force at work. stroke: 0,8 N (2.9oz)

Materials

Plunger: Steel or BeCu, gold-plated

Barrel: Bronze, gold-plated

Spring: Steel, gold-plated

Receptacle: Nickel-silver, gold-plated

Electrical Data

Current rating: 2 A

R_i typical: < 20 mΩ

Operating temperature

Standard: -40° up to +80° C

Mounting hole size

in CEM1 und FR4: ∅ 0,79-0,80 mm (.0311-.0315)

Available tip styles version GKS-040				
Material	Tip style	Plating	Further versions	
			∅	∅ (inch)
3 04	∅ 0,40 (.016)	A		
3 05	∅ 0,40 (.016)	A		
2 22*	∅ 0,32 (.013)	A		
2 38	∅ 0,40 (.016)	A		
2 97	∅ 0,40 (.016)	A		

* conical down to ∅ 0,40 mm (.016)

Available tip styles special version GKS-040...LP				
Material	Tip style	Plating	Further versions	
			∅	∅ (inch)
2 97	∅ 0,40 (.016)	A		

Total length 37,9 mm (1.492), special designation "LP"

Note:

Receptacles for wireless test fixtures shown page 33.

Note:

The receptacle KS-040 is available pre-wired with 1 m AWG 30 wire (see ordering example). Minimal recommended bending radius: 10 mm (.394).

Ordering example

	Series	Tip material 2 = Steel 3 = BeCu	Tip style	Tip diameter (1/100 mm)	Plating A = Gold	Spring force (dN)	Collar height (mm)	Special designation ("LP")
Test probe with total length 35,9 mm (1.413):	G K S	0 4 0	2	9 7	0 4 0	A	0 8	0 0
Test probe with total length 37,9 mm (1.492):	G K S	0 4 0	2	9 7	0 4 0	A	0 8	0 0 LP
Receptacles:	K S - 0 4 0 E 0 8		K S - 0 4 0 E 0 8 V - 3 0					