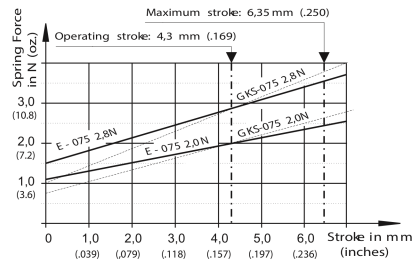
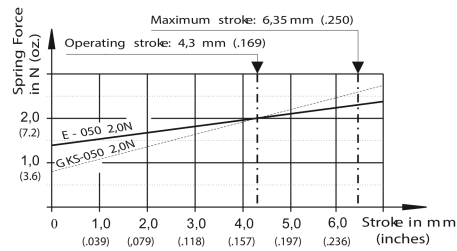
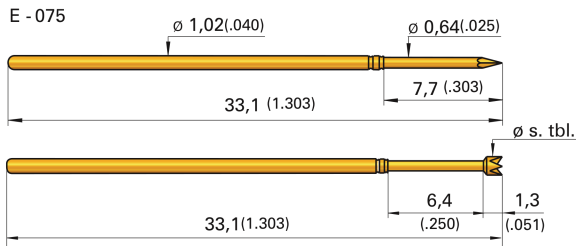
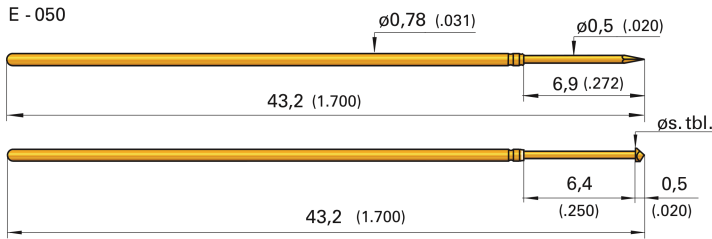


INGUN E-TYPE® E-050 / E-075

Grid:
1,27 / 1,91 mm
50 / 75 Mil
Installation height with KS: 16,0 mm (.630) / variable
Recommended stroke: 4,3 mm (.169)

Mounting and functional dimensions

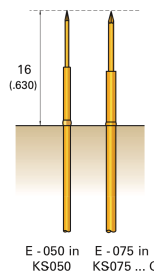


Collar height and installation height, receptacles, electrical data, operating temperature, mounting hole size and materials: see compatible standard probe series GKS-050/075

e-type	Compatible probe	Page
E-050	GKS-050	25
E-075	GKS-075	26 / 27

Spring forces at working stroke

Series	Designation	Pre-load	Force at work. stroke
E-050	20	1,2 N (4.3oz)	2,0 N (7.2 oz)
E-075	20	1,2 N (4.3oz)	2,0 N (7.2 oz)
E-075	28	1,6 N (5,8oz)	2,8 N (10.1 oz)



Available tip styles E-050

Material	Tip style	Plating	Further versions	
			∅	∅ (inch)
2	01	A		
3	07	A	0,90	A
2	14	A		
2	38	A		
2	77	A		
2	91	A		
2	97	A		

Available tip styles E-075

Material	Tip style	Plating	Further versions	
			∅	∅ (inch)
2	01	A		
2	07	A	1,20	(.047)
2	09	A		
2	14	A		
2	14	A	1,00	(.039)
2	24*	A		
2	38	A		
2	77	A		
2	91	A		
2	97	A		
2	98	A		

* higher middle tip plus 0,2 mm

Mechanical data

Working stroke: 4,3 mm (.169)
Maximum stroke: 6,35 mm (.250)

Ordering example

Series	Tip material 2 = Steel 3 = BeCu	Tip style	Tip diameter (1/100 mm)	Plating A = Gold	Spring force (dN)	Collar height (mm)	
E	050	2	91	050	A	20	00
E	075	2	91	064	A	20	00

Test probes: